

Note: Key data/information in this sample page is hidden, while in the report it is not.

2 Supply situation of acetochlor in China

2.2 Registration

Table Valid registrations of acetochlor technical in China, as of 8 April 2013

No.	Company	Registration code	Content	Effective date	Expiration date
1	Anhui Futian Agrochemical Co., Ltd.	PD20121383	97%	2012.09.13	2017.09.13
2	Anhui Zhongshan Chemical Co., Ltd.	PD20096271	93%	2009.07.22	2014.07.22
3	Dalian Regar Pesticides Co., Ltd.	PD20070386	96%	2012.11.05	2017.11.05
4	Dalian Songliao Chemical Industry Co., Ltd.	PD20082083	93%	2008.11.25	2013.11.25
5	Hangzhou Qingfeng Agro-chemical Co., Ltd.	PD20070142	93%	2012.05.30	2017.05.30
6	Henan Yingtai Chemical Industry Co., Ltd.	PD20110830	97%	2011.08.10	2016.08.10
7	Inner Mongolia Hongyu Technology Co., Ltd.	PD20070285	93%	2012.09.05	2017.09.05
8	Jiangsu Anpon Electrochemical Co., Ltd.	PD20097512	93%	2009.11.03	2014.11.03
9	Jiangsu Bailing Agrochemical Co., Ltd.	PD20080116	93%	2013.01.03	2018.01.03
10	Jiangsu Changlong Chemicals Co., Ltd.	PD20081193	93%	2008.09.11	2013.09.11
11	Jiangsu Lulilai Co., Ltd.	PD20080888	94%	2008.07.09	2013.07.09
12	Jilin Jinqiu Pesticide Co., Ltd.	PD20080359	93%	2013.02.28	2018.02.28
...

Source: ICAMA

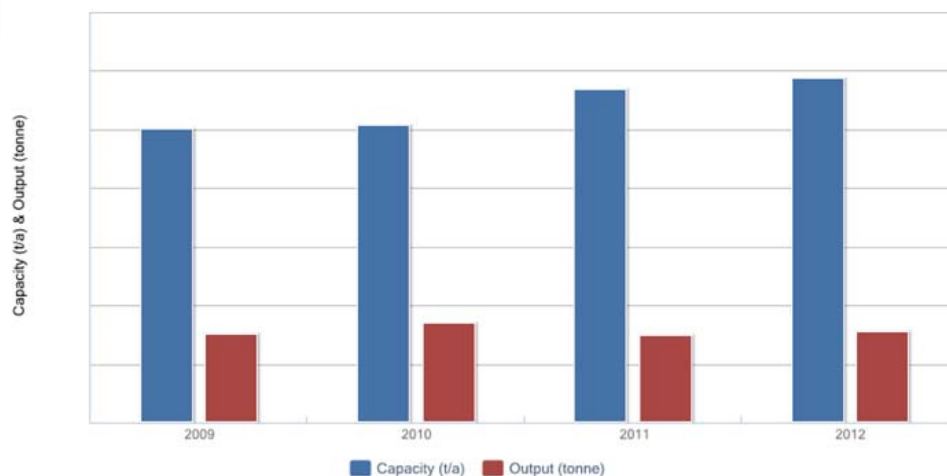
Table Valid registrations of acetochlor formulations in China, as of 8 April 2013

Item	Formulation	Specification	Number
Single formulation	EC	50%, 88%, 89%, 90%	215
	EW	40%, 48%, 50%, 900g/L	17
	WP	20%, 40%	16
	Others	/	6
Mixed formulation	EC	20%, 2%, 26%, 33%	145
	WP	10%, 12%, 15%, 16%	130
	SC	28%, 30%, 40%, 42%, 50%	11
	Others	/	77
Total			617

Source: ICAMA

2.3 Production situation (capacity, output, key producers, etc.), 2009-2012

Figure Capacity and output of acetochlor technical in China, 2009-2012



Source: CCM

Table Capacity and output of main acetochlor technical producers in China, 2009-2012

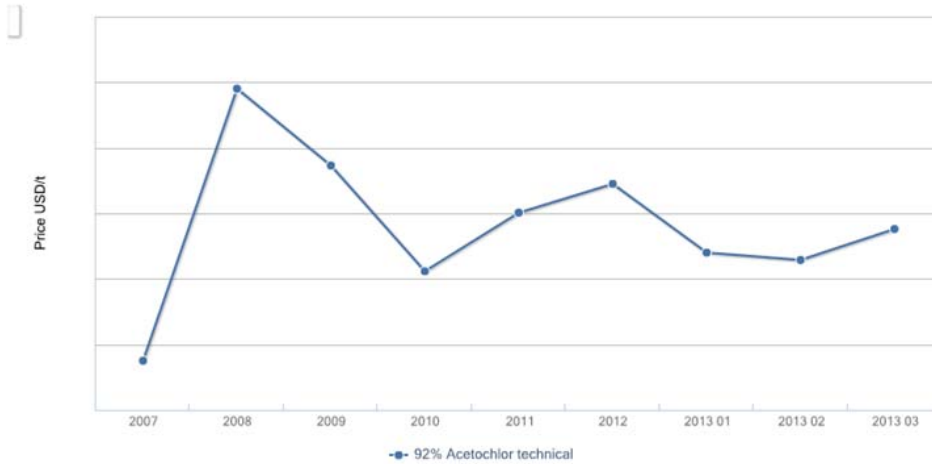
No.	Enterprise	2012		2011		2010		2009	
		Capacity (t/a)	Output (tonne)	Capacity (t/a)	Output (tonne)	Capacity (t/a)	Output (tonne)	Capacity (t/a)	Output (tonne)
1	Shandong Binnong								
2									
3									
4									
5						7,000			
6						8,000			
7						6,000			
8						4,000			
9						8,000			
10						2,000			
...

Source: CCM

3 Circulation situation of acetochlor in China

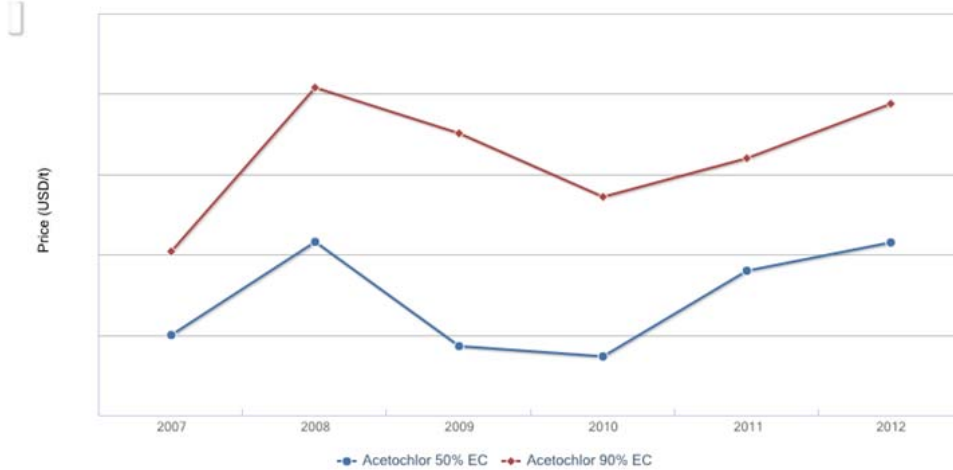
3.1 Prices of technical and formulations, 2007-Mar. 2013

Figure Average ex-work price of acetochlor technical in China, 2007-Mar. 2013



Source: CCM

Figure Average ex-work prices of acetochlor formulations in China, 2007-2012



Source: CCM

3.2 Export situation, 2010-2012

Table China's export volume and price of acetochlor, 2012 (Quantity: tonne; Price: USD/kg)

Month	90% EC		50% EC		95% technical		93% technical		92% technical	
	Quantity	Price	Quantity	Price	Quantity	Price	Quantity	Price	Quantity	Price
01			430.880							
02			139.336							
03			326.676							
04			380.454							
05			207.840							
06			0.000							
07			110.000							
08			8.000							
09			62.720							
10			136.440							
11			306.960							
12			243.120							

Source: China Customs & CCM

Table 2.2.1.4-4 Export destinations of China's acetochlor, 2012 (Unit: tonne)

No.	Export destination	50% EC	90% EC	92% technical	93% technical	95% technical	Total volume
1	Ukraine	0.000					
2	Thailand	1,121.528					
3	South Africa	0.000					
4	Pakistan	539.288					
5	Vietnam	622.040					
6		0.000					
7		0.000					
8		24.470					
9		0.000					
10		0.000					
...
Total							

Source: China Customs & CCM

Table Exporters of China's acetochlor, 2012 (Unit: tonne)

No.	Exporter	50% EC	90% EC	92% technical	93% technical	95% technical	Total volume
1	Shandong Binnong Technology Co., Ltd.	36.000					
2	Shanghai Mio Chemical Co., Ltd.	0.000					
3	Hangzhou Qingfeng Agro-Chemical Co., Ltd.	0.000					
4	Shandong Qiaochang Chemical Co., Ltd.	0.000					
5	Nantong Jiangshan Import & Export Trade Co., Ltd.	417.210					
6		0.000					
7		0.000					
8		65.528					
9		7.680					
10		107.520					
...
Total							

Source: China Customs & CCM

4 Consumption situation, 2009-2012

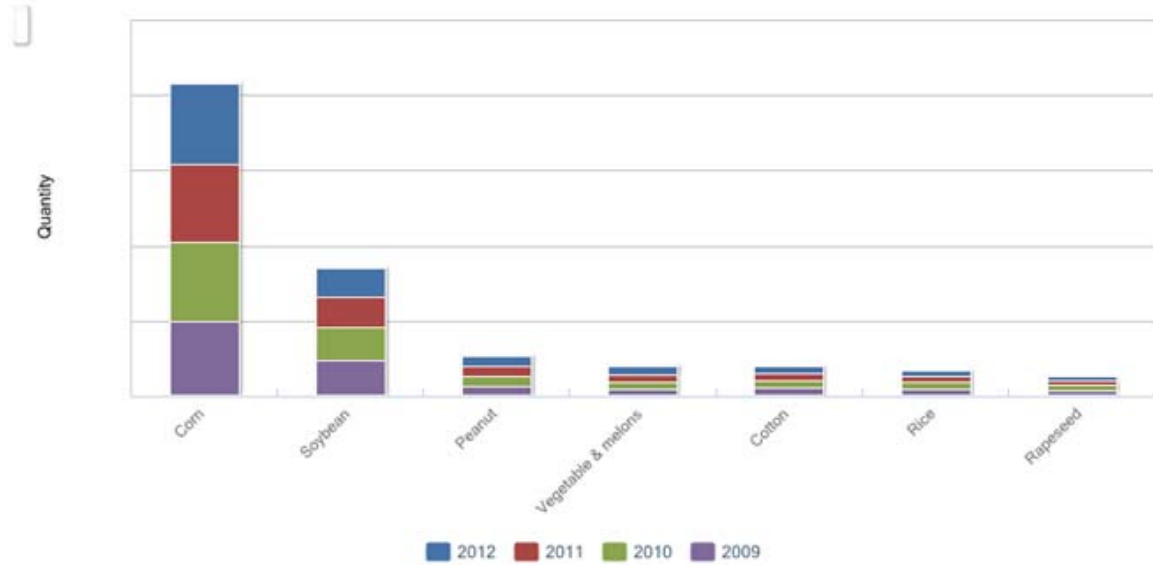
Table Consumption volume and market value of acetochlor by formulation types in China, 2009-2012

Year	Consumption volume, tonne				Market value, million USD			
	900g/L EC	500g/L EC	Others	Total	900g/L EC	500g/L EC	Others	Total
2009		17,861			32.30			86.88
2010		18,790			29.86			86.08
2011		17,599			30.31			
2012		18,258			34.88			

Note: Market value is calculated by ex-factory level.

Source: CCM

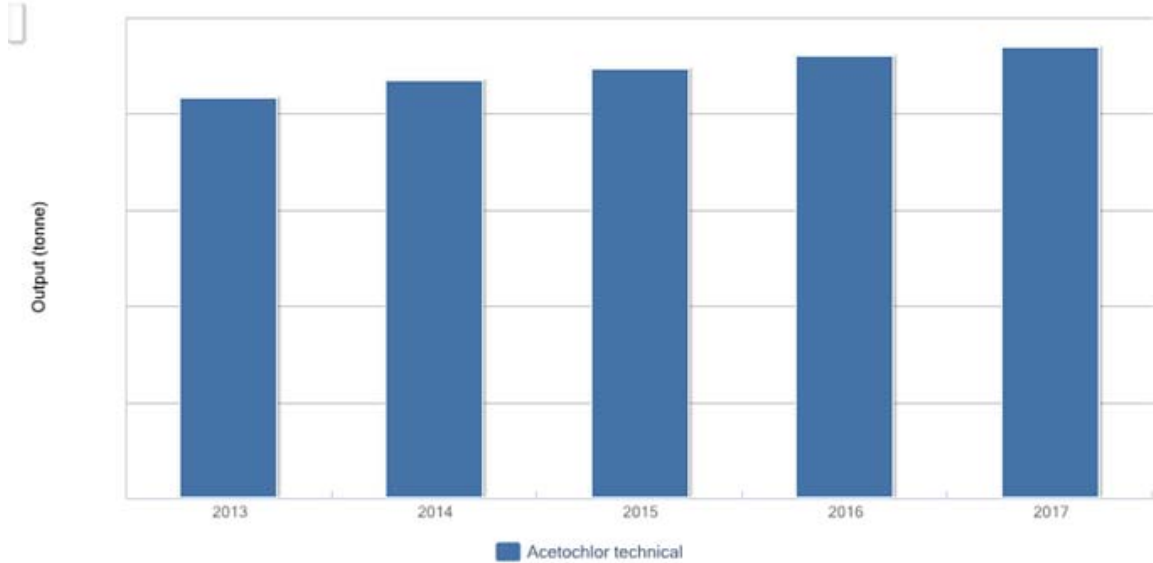
Figure Consumption volume of acetochlor by crops in China, 2009-2012 (Quantity: tonne)



Source: CCM

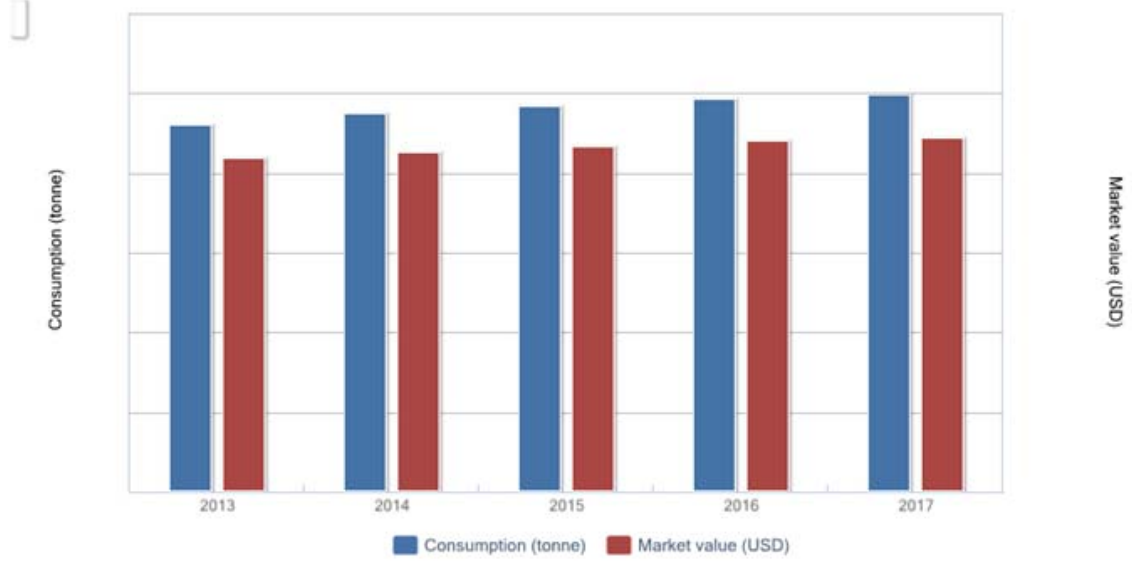
5 Outlook, 2013-2017

Figure Forecast for the output of acetochlor technical in China, 2013-2017



Source: CCM

Figure Forecast on consumption volume and market value of acetochlor formulations in China, 2013-2017



Note: 1 Consumption volume is calculated by 92% technical;
2 Market value is calculated by ex-factory level.
Source: CCM